

♩ = 55

A

1 2

B **C**

3 4

D

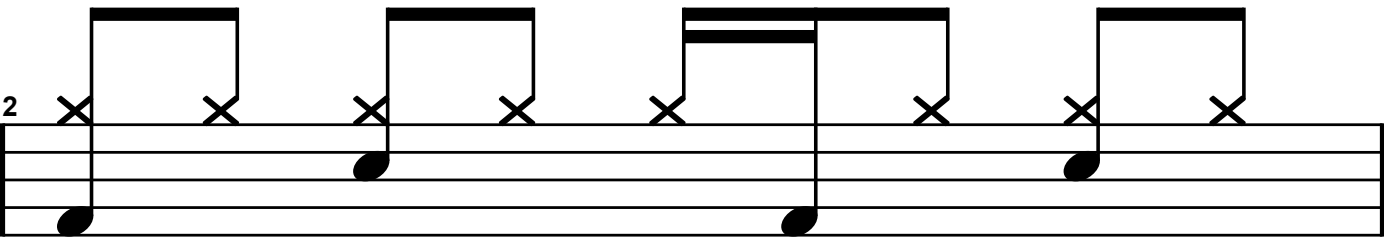
5 6

A

6 7 8

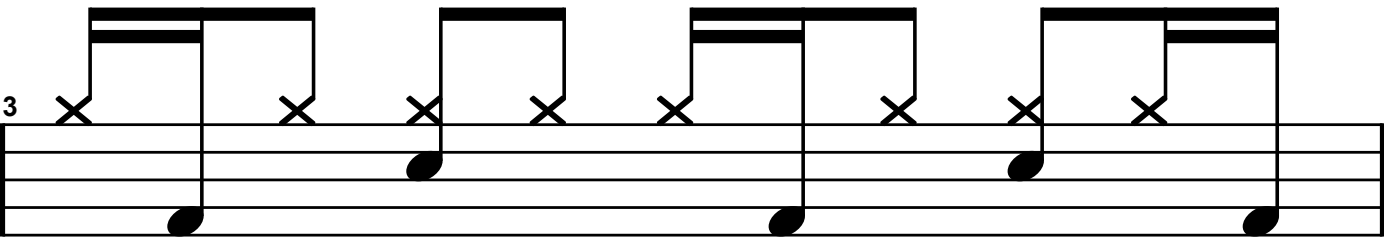
1+A+A+AD

12




Musical notation for measure 12, showing a sequence of notes and rests on a five-line staff. The notes are quarter notes, and the rests are quarter rests. The sequence is: quarter note, quarter rest, quarter note, quarter rest, quarter note, quarter rest, quarter note, quarter rest.

13



Musical notation for measure 13, showing a sequence of notes and rests on a five-line staff. The notes are quarter notes, and the rests are quarter rests. The sequence is: quarter note, quarter rest, quarter note, quarter rest, quarter note, quarter rest, quarter note, quarter rest.

14

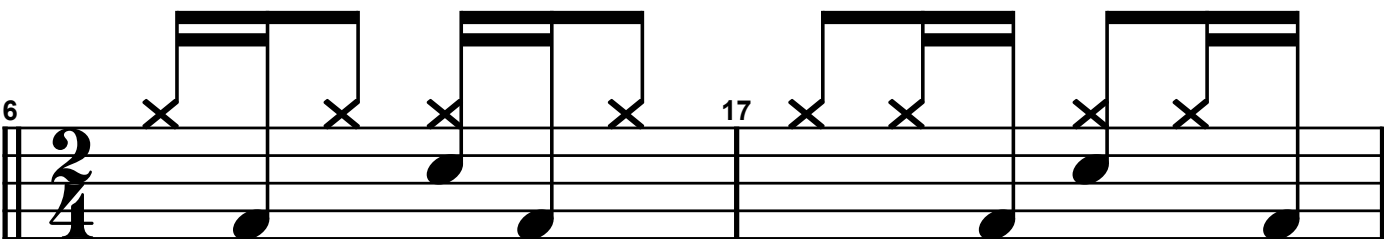


Musical notation for measure 14, showing a double bar line with a repeat sign (two dots and two diagonal slashes) in the center of the staff.

A+C

B+D

16



Musical notation for measures 16 and 17, showing a sequence of notes and rests on a five-line staff. The notes are quarter notes, and the rests are quarter rests. The sequence is: quarter note, quarter rest, quarter note, quarter rest, quarter note, quarter rest, quarter note, quarter rest. The time signature is 2/4.

17

B+D

A+B

18

19

B+C

C+D

20

21

A+D

22

A+C

23

B+D

24

A+B

25

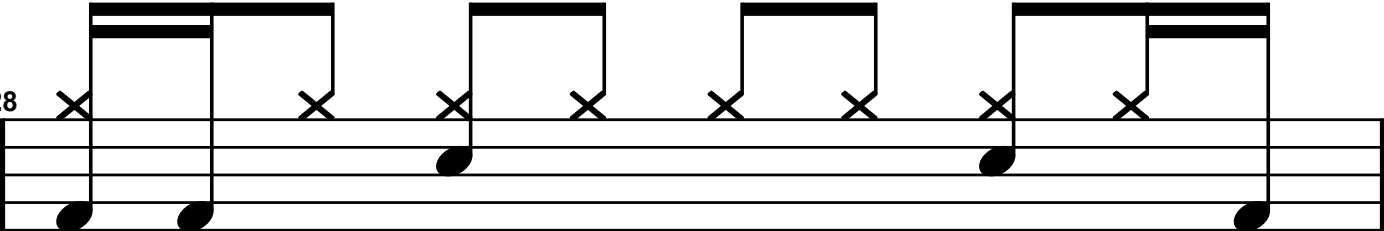
B+C

26

C+D

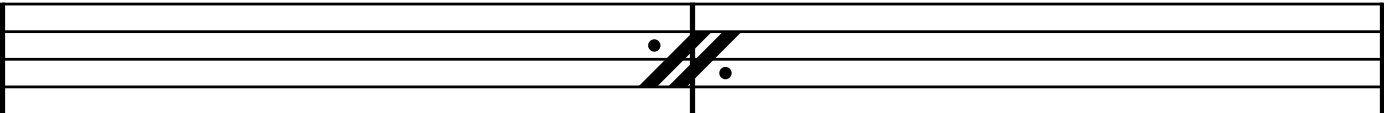
27

28



Musical notation for measure 28, featuring a series of eighth notes with 'x' marks above them, indicating a specific drumming pattern.


29



Musical notation for measure 29, showing a double bar line with a repeat sign (two dots and two diagonal slashes) in the center.

1


31



Musical notation for measure 31, featuring a series of eighth notes with 'x' marks above them, indicating a specific drumming pattern.

2

32



Musical notation for measure 32, featuring a series of eighth notes with 'x' marks above them, indicating a specific drumming pattern.

3

33

Musical notation for exercise 33. It consists of a single staff with a 3-measure pattern repeated four times. The pattern is: a quarter note on the bottom line, a quarter rest, and a quarter note on the bottom line. Above the staff, there are 'x' marks on the first and third measures of each pattern. The first and third measures of each pattern are grouped by a thick horizontal bar above the staff.

4

34

Musical notation for exercise 34. It consists of a single staff with a 4-measure pattern repeated four times. The pattern is: a quarter note on the bottom line, a quarter rest, a quarter note on the bottom line, and a quarter rest. Above the staff, there are 'x' marks on the first and third measures of each pattern. The first and third measures of each pattern are grouped by a thick horizontal bar above the staff.

5


35

Musical notation for exercise 35. It consists of a single staff with a 5-measure pattern repeated four times. The pattern is: a quarter note on the bottom line, a quarter rest, a quarter note on the bottom line, a quarter rest, and a quarter note on the bottom line. Above the staff, there are 'x' marks on the first, third, and fifth measures of each pattern. The first, third, and fifth measures of each pattern are grouped by a thick horizontal bar above the staff.


6

36


Musical notation for exercise 36. It consists of a single staff with a 6-measure pattern repeated four times. The pattern is: a quarter note on the bottom line, a quarter rest, a quarter note on the bottom line, a quarter rest, a quarter note on the bottom line, and a quarter rest. Above the staff, there are 'x' marks on the first, third, and fifth measures of each pattern. The first, third, and fifth measures of each pattern are grouped by a thick horizontal bar above the staff.




A+B+C



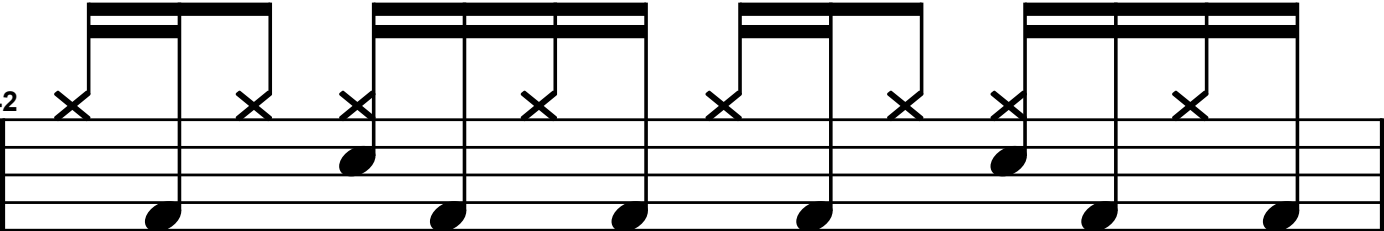
B+C+D



C+D+A

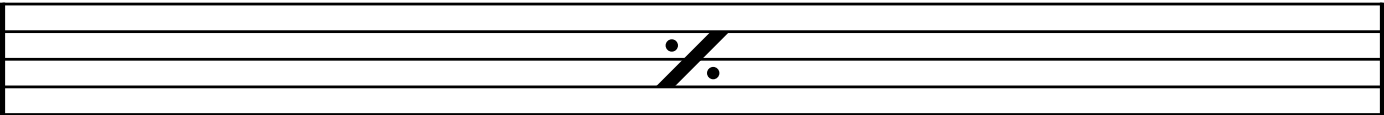


42



Musical notation for measure 42, featuring a sequence of notes and rests on a five-line staff. The notes are quarter notes on the bottom line, with stems extending upwards. Above the staff, there are four groups of notes, each with a stem and a flag, indicating a specific rhythmic pattern. The notes are marked with 'x' symbols, likely indicating a specific drum or percussion sound.


43



Musical notation for measure 43, consisting of a single staff with a double bar line and a slash, indicating a measure rest.


D+A+B

44



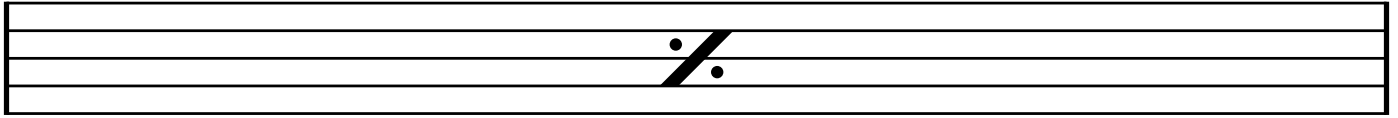
Musical notation for measure 44, featuring a sequence of notes and rests on a five-line staff. The notes are quarter notes on the bottom line, with stems extending upwards. Above the staff, there are four groups of notes, each with a stem and a flag, indicating a specific rhythmic pattern. The notes are marked with 'x' symbols, likely indicating a specific drum or percussion sound.

45

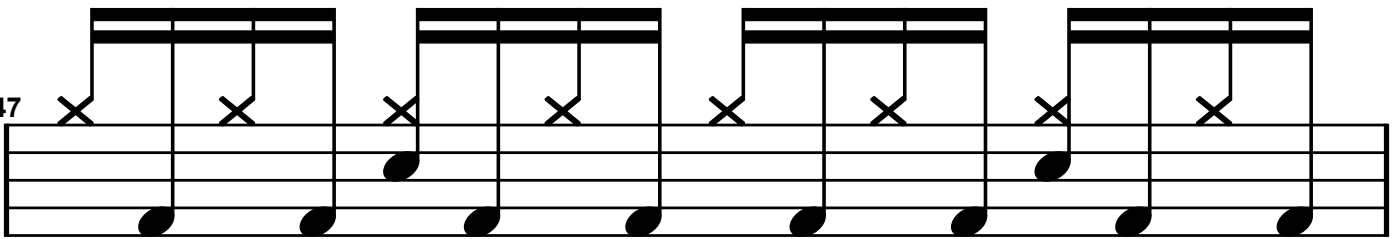


Musical notation for measure 45, featuring a sequence of notes and rests on a five-line staff. The notes are quarter notes on the bottom line, with stems extending upwards. Above the staff, there are four groups of notes, each with a stem and a flag, indicating a specific rhythmic pattern. The notes are marked with 'x' symbols, likely indicating a specific drum or percussion sound.

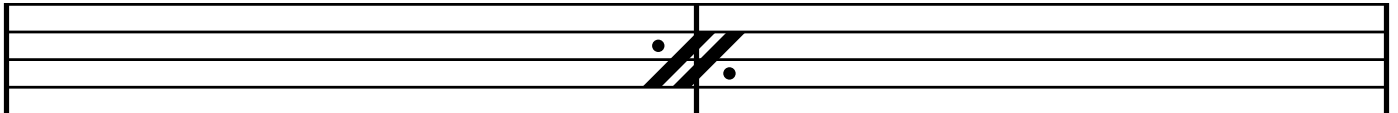
46



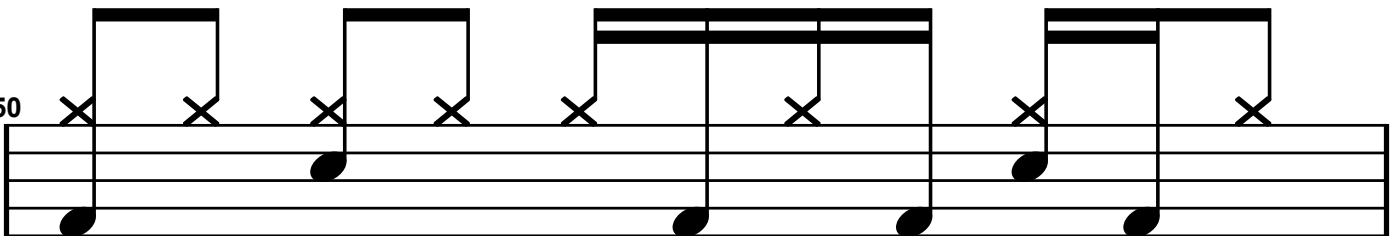
47



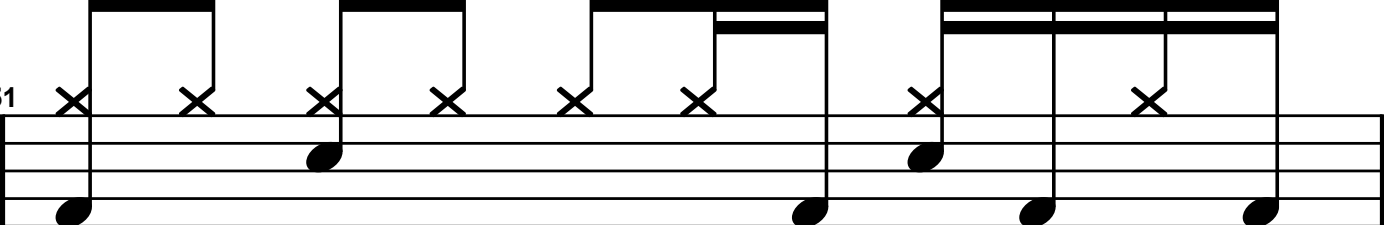
48



50

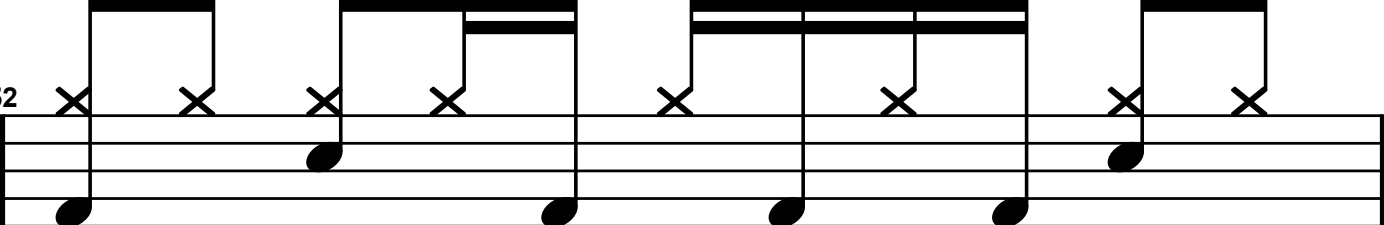


51




Musical notation for measure 51, featuring a sequence of notes and rests on a five-line staff. The notes are quarter notes, and the rests are marked with 'X' symbols. The notes are on the first, second, and third lines of the staff, with rests on the first, second, and third spaces. The notes are on the first, second, and third lines of the staff, with rests on the first, second, and third spaces.

52



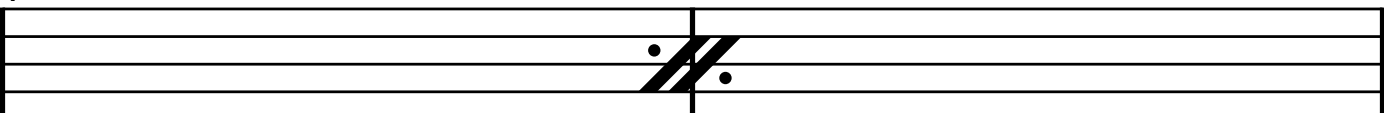
Musical notation for measure 52, featuring a sequence of notes and rests on a five-line staff. The notes are quarter notes, and the rests are marked with 'X' symbols. The notes are on the first, second, and third lines of the staff, with rests on the first, second, and third spaces. The notes are on the first, second, and third lines of the staff, with rests on the first, second, and third spaces.

53



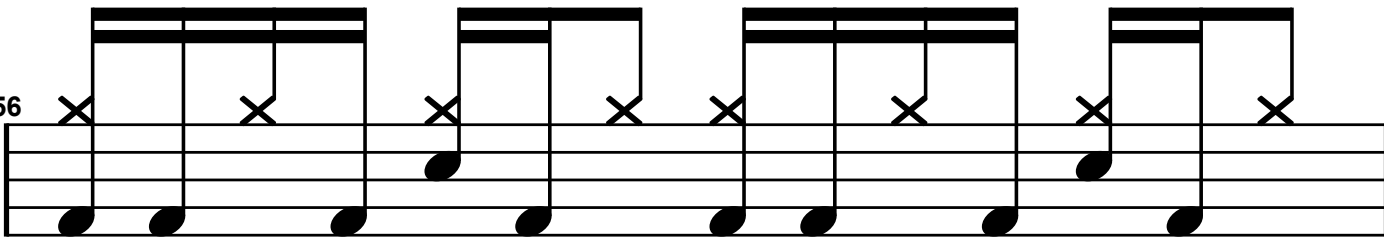
Musical notation for measure 53, featuring a sequence of notes and rests on a five-line staff. The notes are quarter notes, and the rests are marked with 'X' symbols. The notes are on the first, second, and third lines of the staff, with rests on the first, second, and third spaces. The notes are on the first, second, and third lines of the staff, with rests on the first, second, and third spaces.

54




Musical notation for measure 54, featuring a sequence of notes and rests on a five-line staff. The notes are quarter notes, and the rests are marked with 'X' symbols. The notes are on the first, second, and third lines of the staff, with rests on the first, second, and third spaces. The notes are on the first, second, and third lines of the staff, with rests on the first, second, and third spaces.

56




Musical notation for exercise 56, consisting of a single staff with a treble clef. The exercise is a 4-measure phrase. Each measure contains a pair of eighth notes on the bottom line (G4 and A4) and a pair of eighth notes on the top line (E5 and F5). The first two notes of each pair are marked with an 'x' above them. The notes are beamed together in pairs, and the pairs are beamed together across the four measures.

57




Musical notation for exercise 57, consisting of a single staff with a treble clef. The exercise is a 4-measure phrase. Each measure contains a pair of eighth notes on the bottom line (G4 and A4) and a pair of eighth notes on the top line (E5 and F5). The first two notes of each pair are marked with an 'x' above them. The notes are beamed together in pairs, and the pairs are beamed together across the four measures.

58



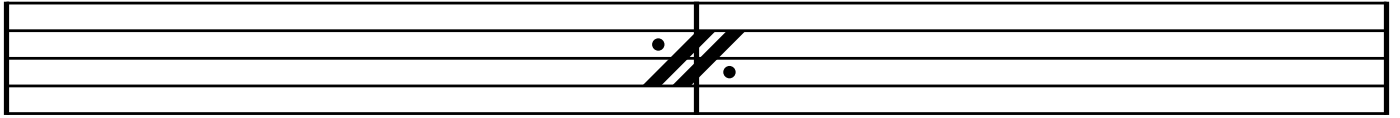
Musical notation for exercise 58, consisting of a single staff with a treble clef. The exercise is a 4-measure phrase. Each measure contains a pair of eighth notes on the bottom line (G4 and A4) and a pair of eighth notes on the top line (E5 and F5). The first two notes of each pair are marked with an 'x' above them. The notes are beamed together in pairs, and the pairs are beamed together across the four measures.

59

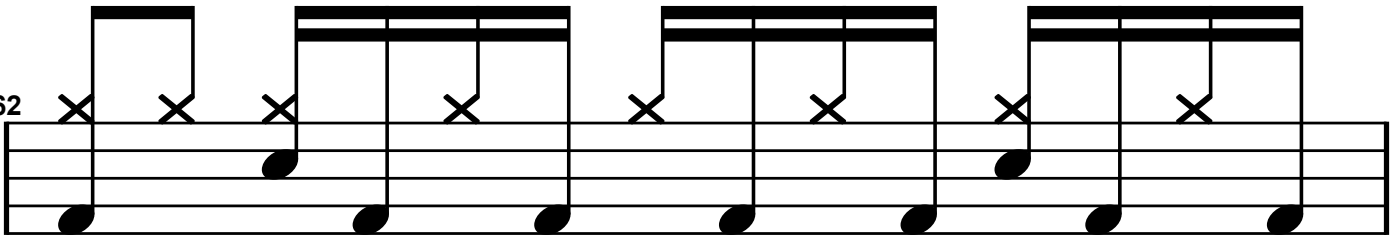


Musical notation for exercise 59, consisting of a single staff with a treble clef. The exercise is a 4-measure phrase. Each measure contains a pair of eighth notes on the bottom line (G4 and A4) and a pair of eighth notes on the top line (E5 and F5). The first two notes of each pair are marked with an 'x' above them. The notes are beamed together in pairs, and the pairs are beamed together across the four measures.

60



62



63

