

5

Musical notation for exercise 5. The notation is on a five-line staff. Above the staff, there are five 'x' marks representing drum hits. The first two 'x' marks are connected by a horizontal bar. The next two 'x' marks are also connected by a horizontal bar. The fifth 'x' mark is alone. Below the staff, there are two quarter notes on the second line, followed by a double bar line and a fermata symbol.

6


Musical notation for exercise 6. The notation is on a five-line staff. Above the staff, there are five 'x' marks representing drum hits. The first two 'x' marks are connected by a horizontal bar. The next two 'x' marks are also connected by a horizontal bar. The fifth 'x' mark is alone. Below the staff, there are two quarter notes on the second line, followed by a double bar line and a fermata symbol.

7

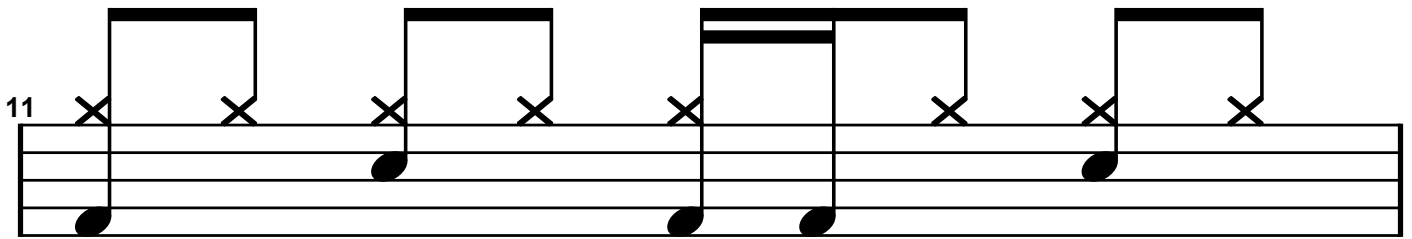
Musical notation for exercise 7. The notation is on a five-line staff. Above the staff, there are five 'x' marks representing drum hits. The first two 'x' marks are connected by a horizontal bar. The next two 'x' marks are also connected by a horizontal bar. The fifth 'x' mark is alone. Below the staff, there are two quarter notes on the second line, followed by a double bar line and a fermata symbol.

8

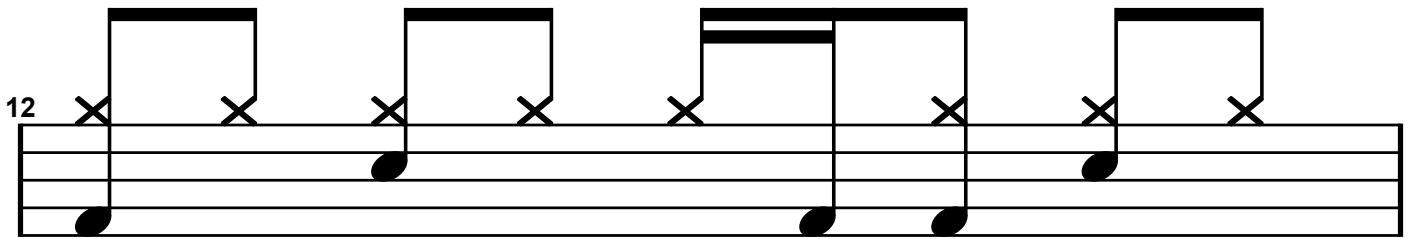
Musical notation for exercise 8. The notation is on a five-line staff. Above the staff, there are five 'x' marks representing drum hits. The first two 'x' marks are connected by a horizontal bar. The next two 'x' marks are also connected by a horizontal bar. The fifth 'x' mark is alone. Below the staff, there are two quarter notes on the second line, followed by a double bar line and a fermata symbol.



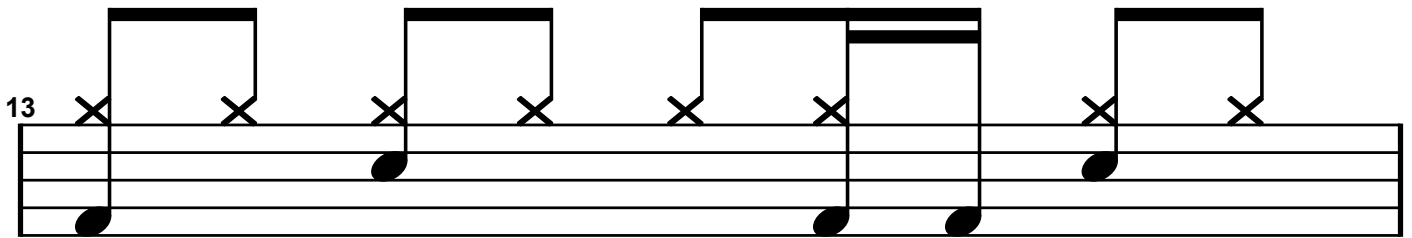
1



2

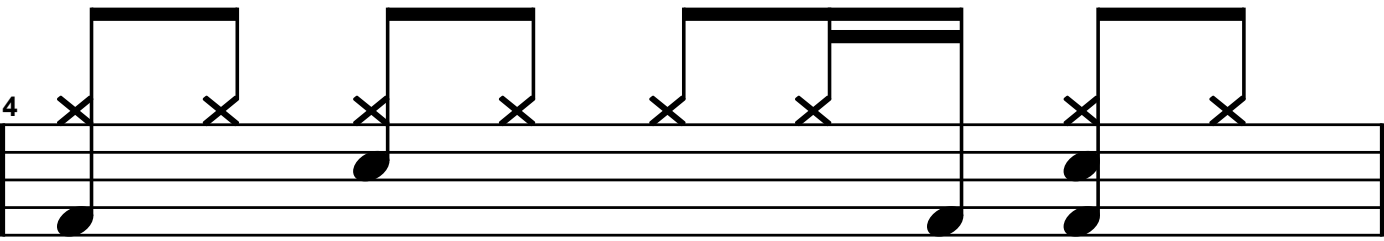


3



4

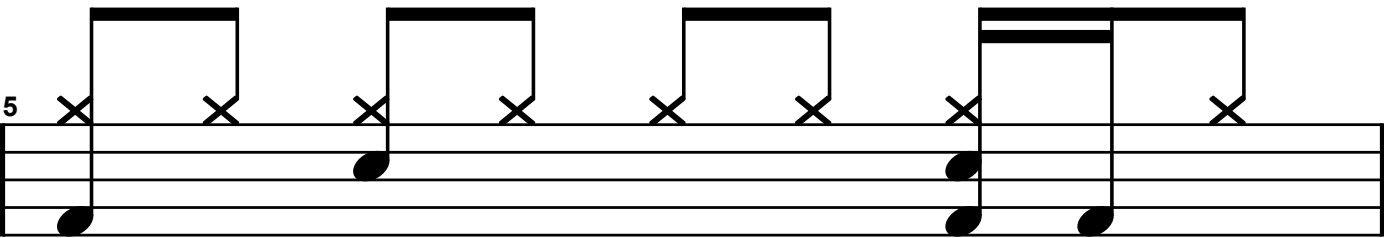
14



Musical notation for exercise 4, starting at measure 14. The notation is on a five-line staff. It features a sequence of notes and rests: a quarter note on the first line, a quarter rest, a quarter note on the second line, a quarter rest, a quarter note on the third line, a quarter rest, a quarter note on the fourth line, a quarter rest, a quarter note on the fifth line, a quarter rest, a quarter note on the first space, a quarter rest, and a quarter note on the second space. Above the staff, there are 'x' marks above the first and second notes of each of the four pairs of notes.

5

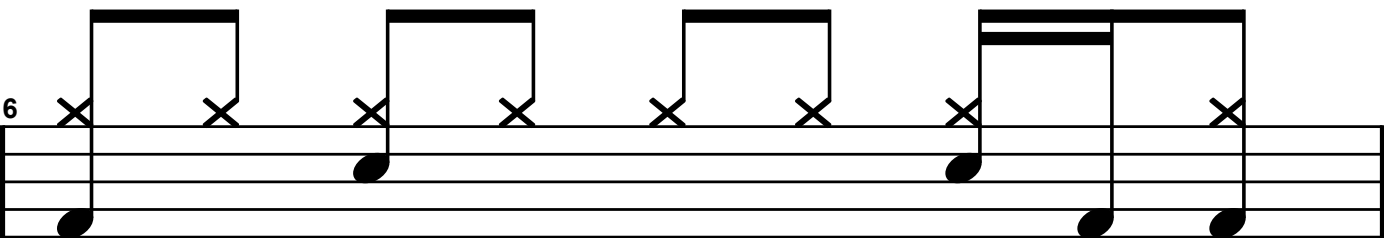
15



Musical notation for exercise 5, starting at measure 15. The notation is on a five-line staff. It features a sequence of notes and rests: a quarter note on the first line, a quarter rest, a quarter note on the second line, a quarter rest, a quarter note on the third line, a quarter rest, a quarter note on the fourth line, a quarter rest, a quarter note on the fifth line, a quarter rest, a quarter note on the first space, a quarter rest, and a quarter note on the second space. Above the staff, there are 'x' marks above the first and second notes of each of the four pairs of notes.

6

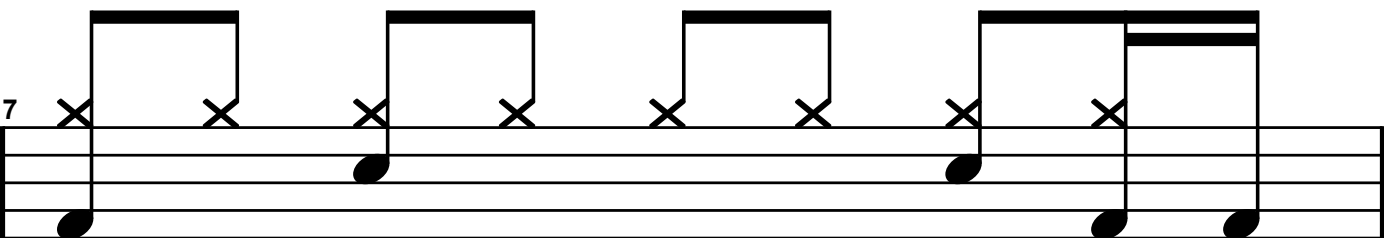
16



Musical notation for exercise 6, starting at measure 16. The notation is on a five-line staff. It features a sequence of notes and rests: a quarter note on the first line, a quarter rest, a quarter note on the second line, a quarter rest, a quarter note on the third line, a quarter rest, a quarter note on the fourth line, a quarter rest, a quarter note on the fifth line, a quarter rest, a quarter note on the first space, a quarter rest, and a quarter note on the second space. Above the staff, there are 'x' marks above the first and second notes of each of the four pairs of notes.

7

17



Musical notation for exercise 7, starting at measure 17. The notation is on a five-line staff. It features a sequence of notes and rests: a quarter note on the first line, a quarter rest, a quarter note on the second line, a quarter rest, a quarter note on the third line, a quarter rest, a quarter note on the fourth line, a quarter rest, a quarter note on the fifth line, a quarter rest, a quarter note on the first space, a quarter rest, and a quarter note on the second space. Above the staff, there are 'x' marks above the first and second notes of each of the four pairs of notes.

8

18

19

1

21

2

22

3

23

Musical notation for exercise 3, measures 23-26. The notation consists of two staves. The top staff contains four measures of eighth notes, each with an 'x' mark above it. The bottom staff contains four measures of quarter notes, each aligned with an eighth note in the top staff.

4

24

Musical notation for exercise 4, measures 24-27. The notation consists of two staves. The top staff contains four measures of eighth notes, each with an 'x' mark above it. The bottom staff contains four measures of quarter notes, each aligned with an eighth note in the top staff.

25

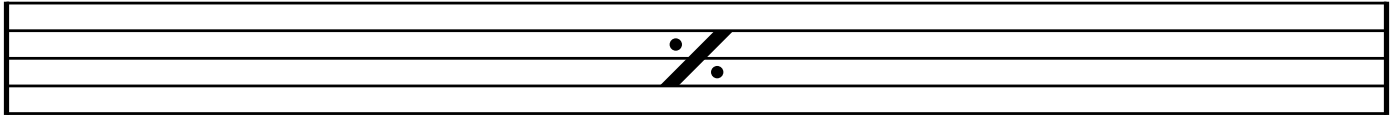
Musical notation for exercise 5, measure 25. The notation consists of a single staff with a double bar line and a slash, indicating a rest or a specific drum technique.

6

27

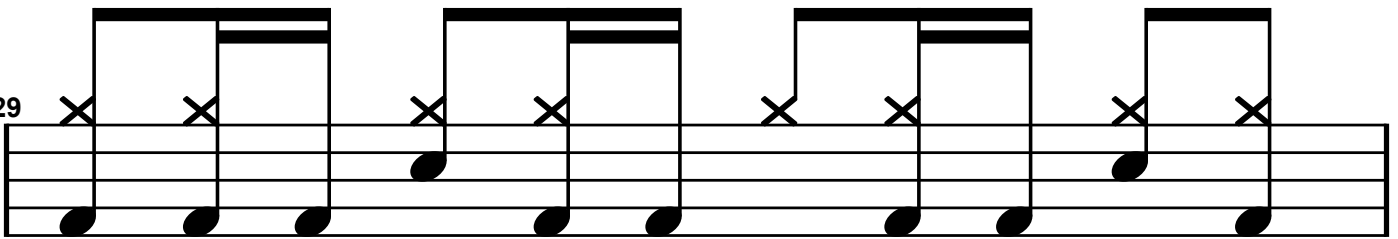
Musical notation for exercise 6, measures 27-30. The notation consists of two staves. The top staff contains four measures of eighth notes, each with an 'x' mark above it. The bottom staff contains four measures of quarter notes, each aligned with an eighth note in the top staff.

28

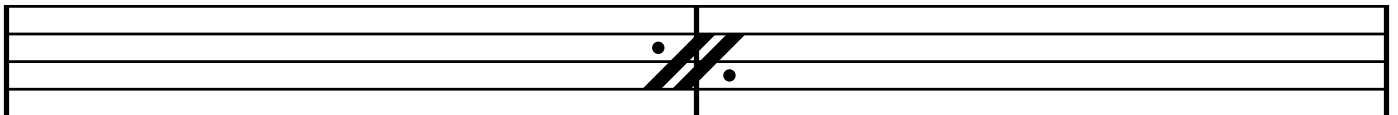


3

29




30




3+6

32

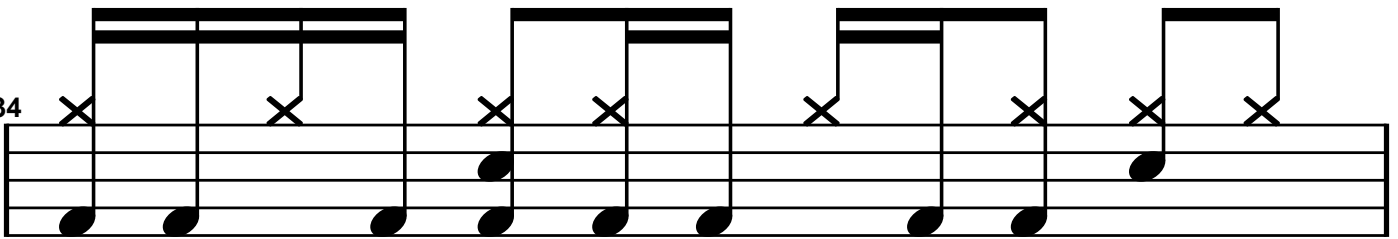


33

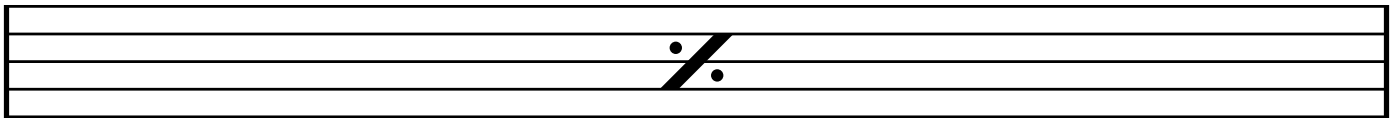


1+4+7+3

34

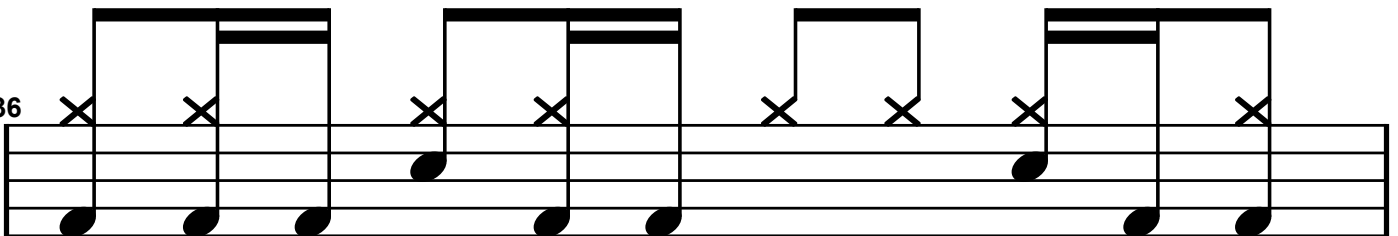


35




3+7+6

36




37

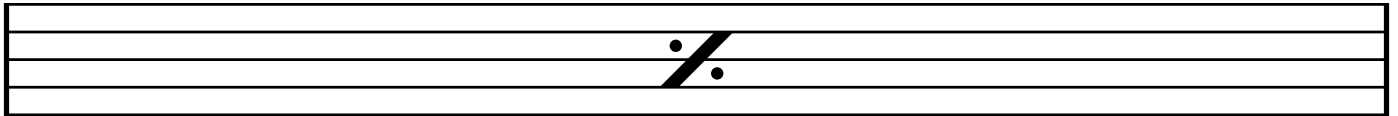


6+1+6

38

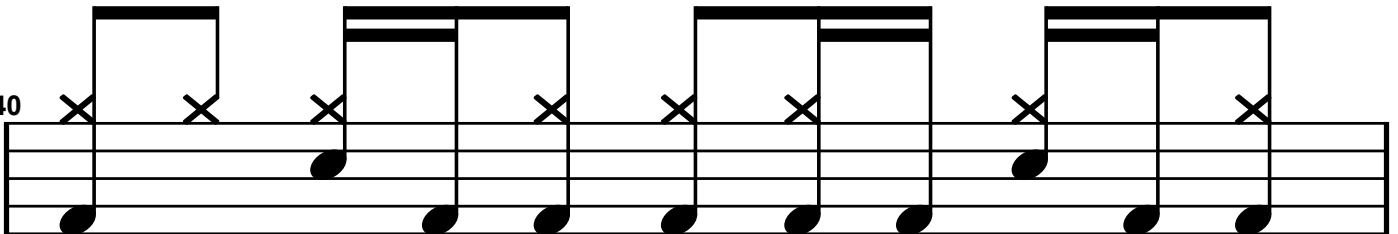


39

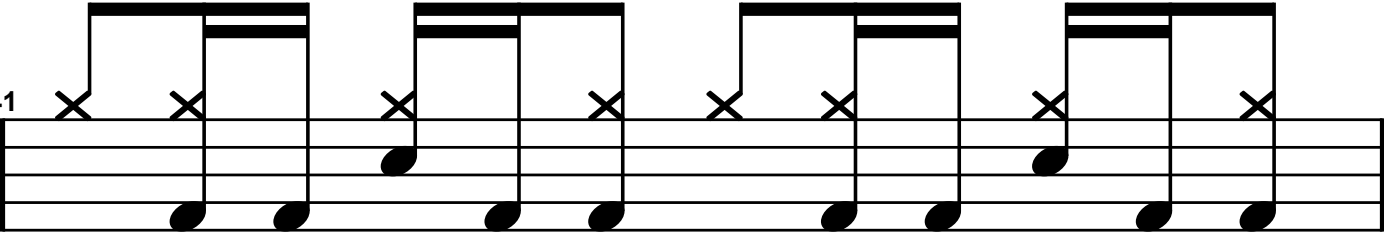


6+3+6+3+6+3+6

40

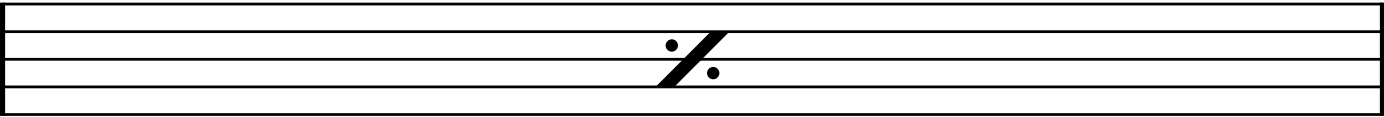


41



Musical notation for measure 41, featuring a sequence of eighth notes with accents and beams, and a slash symbol above the staff.

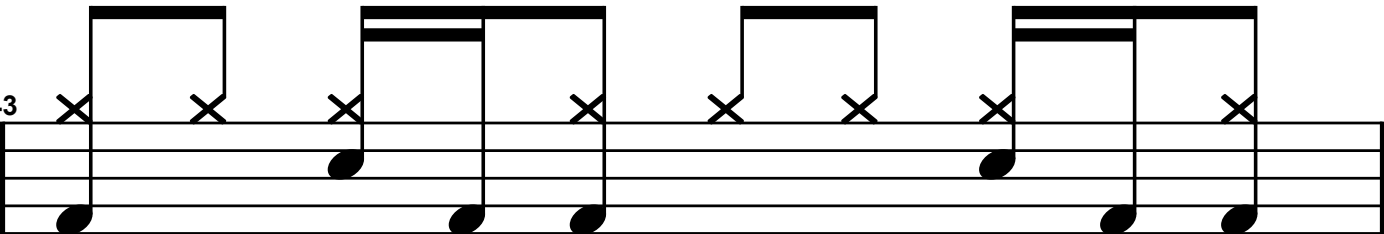
42



Musical notation for measure 42, consisting of a single slash symbol with dots above and below it, indicating a rest or a specific drum sound.

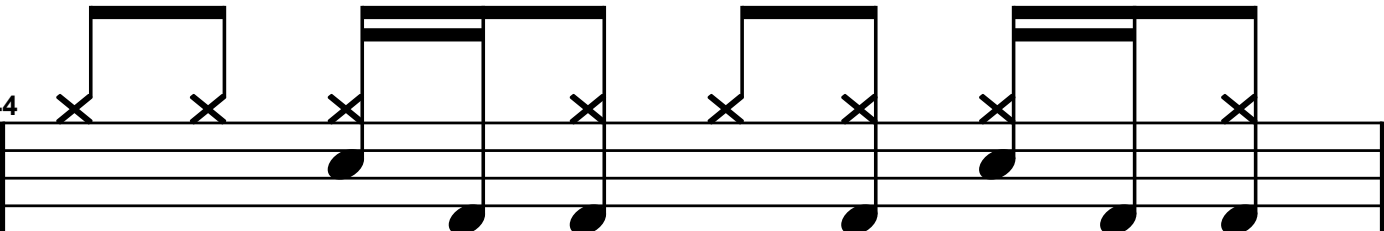
6+6+6+6

43



Musical notation for measure 43, featuring a sequence of eighth notes with accents and beams, and a slash symbol above the staff.

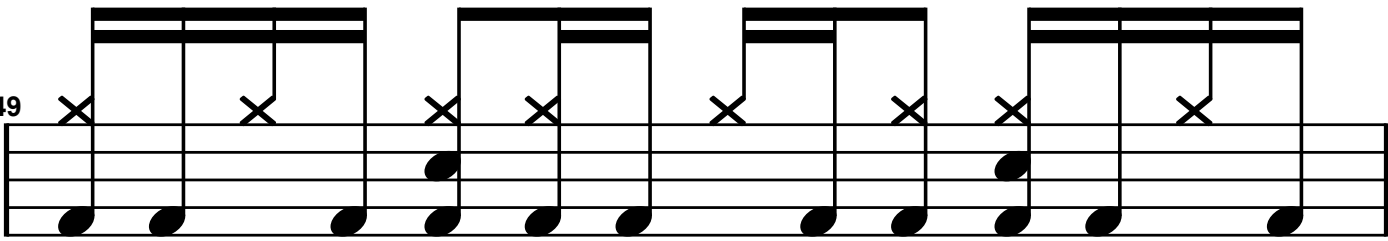
44



Musical notation for measure 44, featuring a sequence of eighth notes with accents and beams, and a slash symbol above the staff.

1+4+7+2+5+8


49



Musical notation for exercise 49, showing a sequence of notes and rests on a five-line staff. The exercise is divided into four groups of notes, each with a bracket above it. The first group has two notes, the second has two notes, the third has two notes, and the fourth has two notes. There are 'x' marks above the first note of each group. The notes are quarter notes on the bottom line of the staff.


3+6+1+4

50



Musical notation for exercise 50, showing a sequence of notes and rests on a five-line staff. The exercise is divided into four groups of notes, each with a bracket above it. The first group has two notes, the second has two notes, the third has two notes, and the fourth has two notes. There are 'x' marks above the first note of each group. The notes are quarter notes on the bottom line of the staff.


51



Musical notation for exercise 51, showing a single staff with a double bar line and a slash through it, indicating a section break.

3+6+1+4+7

52



Musical notation for exercise 52, showing a sequence of notes and rests on a five-line staff. The exercise is divided into four groups of notes, each with a bracket above it. The first group has two notes, the second has two notes, the third has two notes, and the fourth has two notes. There are 'x' marks above the first note of each group. The notes are quarter notes on the bottom line of the staff.

2+5+8+3

53

54

3+7+2+7

55

3+6+2

56